

GUARDIAN PRO

Technical Data Sheet

Created on: 16-12-2019



Address:

Luceco plc,
Caparo House,
103 Baker Street,
London, W1U 6LN.

Telephone:

+44 (0)1952 238 100

Email Address:

info@luceco.com

Applications:

External & Floodlighting
Public Spaces Lighting
Industrial

Floodlight

- Die-cast aluminium housing, asymmetric polycarbonate lenses with toughened glass pre-wired with 1m of H05RN-F rubber cable
- Available in 50-245W, 6800 to 30,000 Lumens achieving upto 136lm/W, asymmetric distribution for reduced glare
- Horizontal mounting made easy utilising fit and tilt bracket and tilt adjustment locks

Overview

Code	Driver	Lumens	Wattage	Luminaire Efficacy	Equivalent
LFP50B140F	Fixed Output	6800	50	136	70
LFP100B140F	Fixed Output	12500	100	125	150
LFP150B140F	Fixed Output	19200	150	128	250
LFP200B140F	Fixed Output	26000	200	130	400
LFP245B140F	Fixed Output	30000	245	122	400

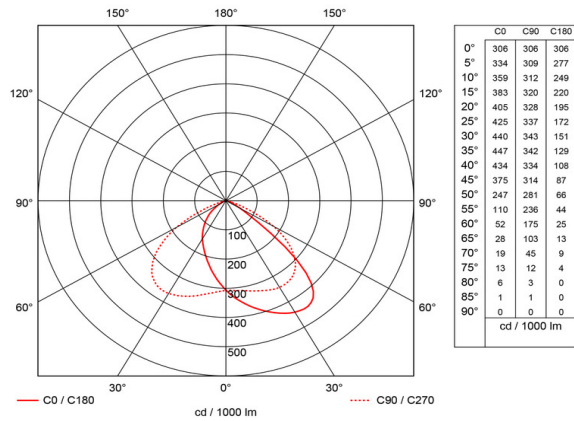
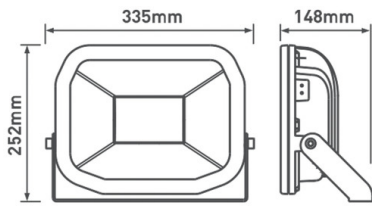
Construction & Installation

	Length (mm)	Width (mm)	Height (mm)	Fixing Centre W (mm)	Weight(kg)	Ingress Protection	Impact Resistance	Projected Area m ²
LFP50B140F	275	360	93	170-190	4.7	IP65	IK07	0.1m ²
LFP100B140F	296	415	127	170-190	7.4	IP65	IK07	0.15m ²
LFP150B140F	296	415	127	170-190	7.4	IP65	IK07	0.15m ²
LFP200B140F	320	467	148	190-210	9.3	IP65	IK07	0.19m ²
LFP245B140F	320	467	148	190-210	9.3	IP65	IK07	0.19m ²

Technical Information

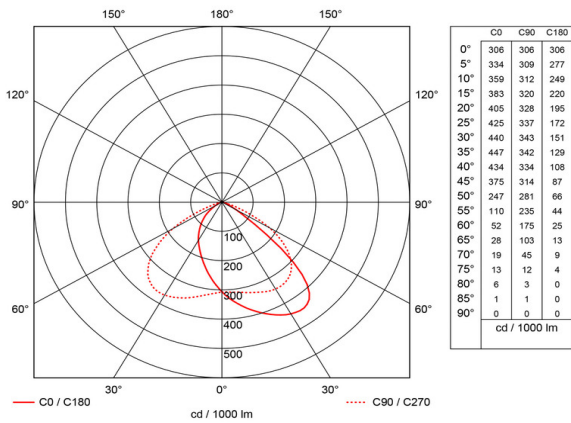
	Life time hours	L Value at Life	Temperature range	L70 (Hours)	L80 (Hours)	L90 (Hours)	In-Rush Current (A,µS)	Earth Leakage mA	Surge Protection	Voltage Range	Frequency	Approval	Optics	Electrical Class	Power Factor
LFP50B140F	70000	80	20°C 25°C	159000	70000	46000	12A 550us	TBC	2Kv	220V-240V	50-60	CE	Flood Optic 1		0.9
LFP100B140F	70000	80	20°C 25°C	159000	70000	46000	2.4A 550us	TBC	2Kv	220V-240V	50-60	CE	Flood Optic 1		0.9
LFP150B140F	70000	80	20°C 25°C	159000	70000	46000	65A 550us	TBC	2Kv	220V-240V	50-60	CE	Flood Optic 1		0.9
LFP200B140F	70000	80	20°C 25°C	159000	70000	46000	60A 510us	TBC	2Kv	220V-240V	50-60	CE	Flood Optic 1		0.9
LFP245B140F	70000	80	20°C 25°C	159000	70000	46000	70A 450us	TBC	2Kv	220V-240V	50-60	CE	Flood Optic 1		0.9

Subrange Images

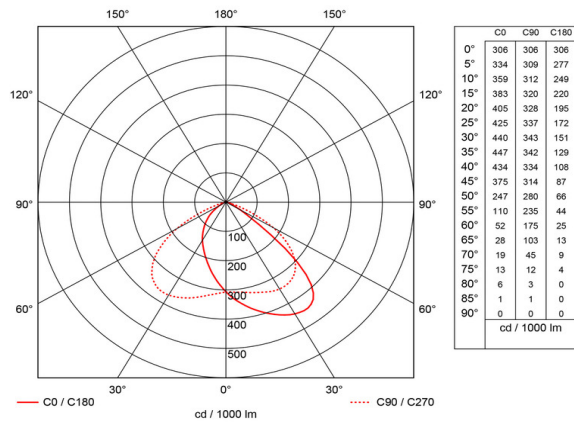


© Luceco plc

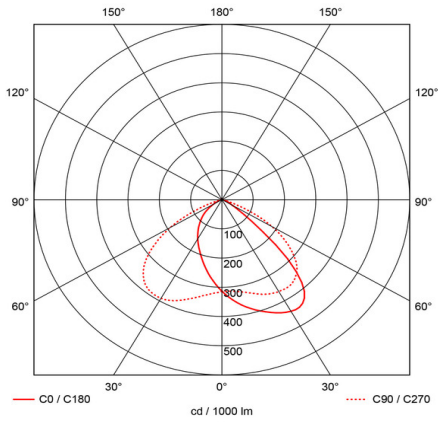
© Luceco plc



© Luceco plc



© Luceco plc



	C0	C90	C180
0°	313	313	313
5°	341	315	284
10°	366	319	255
15°	388	330	226
20°	408	344	200
25°	427	356	177
30°	441	363	155
35°	442	366	134
40°	410	359	114
45°	317	339	94
50°	169	301	74
55°	76	249	53
60°	37	187	32
65°	24	112	19
70°	16	45	12
75°	7	12	8
80°	2	3	3
85°	0	0	0
90°	0	0	0

cd / 1000 lm

Floodlight with photocell

- Die-cast aluminium housing, asymmetric polycarbonate lenses with toughened glass pre-wired with 1m of H05RN-F rubber cable
- Available in 50-245W, 6800 to 30,000 Lumens achieving upto 136lm/W, asymmetric distribution for reduced glare
- Horizontal mounting made easy utilising fit and tilt bracket and tilt adjustment locks

Overview

Code	Driver	Lumens	Wattage	Luminaire Efficacy	Equivalent
LFPL50B140F	Fixed Output Photocell	6800	50	136	70
LFPL100B140F	Fixed Output Photocell	12500	100	125	150
LFPL150B140F	Fixed Output Photocell	19200	150	128	250
LFPL200B140F	Fixed Output Photocell	26000	200	130	400
LFPL245B140F	Fixed Output Photocell	30000	245	122	400

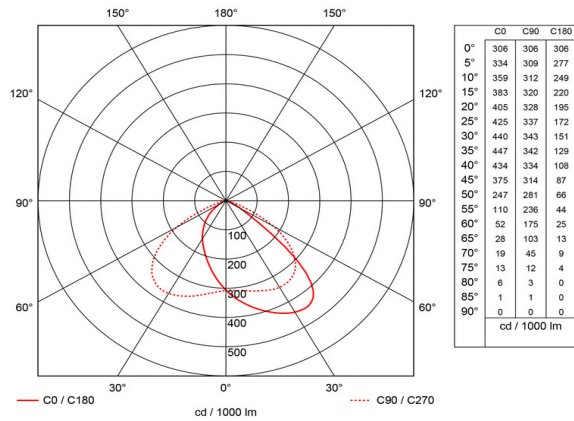
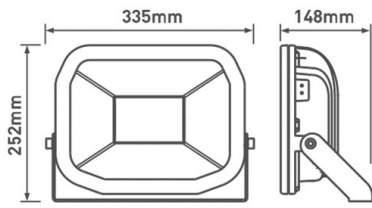
Construction & Installation

	Length (mm)	Width (mm)	Height (mm)	Fixing Centre W (mm)	Weight(kg)	Ingress Protection	Impact Resistance	Projected Area m ²
LFPL50B140F	275	360	93	170-190	4.7	IP65	IK07	0.1m ²
LFPL100B140F	296	415	127	170-190	7.4	IP65	IK07	0.15m ²
LFPL150B140F	296	415	127	170-190	7.4	IP65	IK07	0.15m ²
LFPL200B140F	320	467	148	190-210	9.3	IP65	IK07	0.19m ²
LFPL245B140F	320	467	148	190-210	9.3	IP65	IK07	0.19m ²

Technical Information

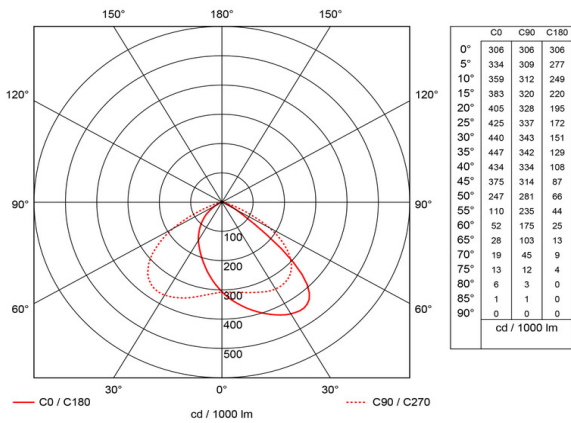
	Life time hours	L Value at Life	Temperature range	L70 (Hours)	L80 (Hours)	L90 (Hours)	In-Rush Current (A,µS)	Earth Leakage mA	Surge Protection	Voltage Range	Frequency	Approval	Optics	Electrical Class	Power Factor
LFPL50B140F	70000	80	20°C 25°C	159000	70000	46000	12A 550us	TBC	2Kv	220V-240V	50-60	CE	Flood Optic 1		0.9
LFPL100B140F	70000	80	20°C 25°C	159000	70000	46000	2.4A 550us	TBC	2Kv	220V-240V	50-60	CE	Flood Optic 1		0.9
LFPL150B140F	70000	80	20°C 25°C	159000	70000	46000	65A 550us	TBC	2Kv	220V-240V	50-60	CE	Flood Optic 1		0.9
LFPL200B140F	70000	80	20°C 25°C	159000	70000	46000	60A 510us	TBC	2Kv	220V-240V	50-60	CE	Flood Optic 1		0.9
LFPL245B140F	70000	80	20°C 25°C	159000	70000	46000	70A 450us	TBC	2Kv	220V-240V	50-60	CE	Flood Optic 1		0.9

Subrange Images

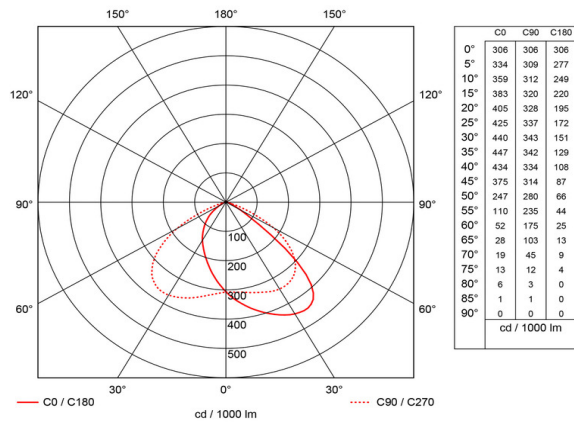


© Luceco plc

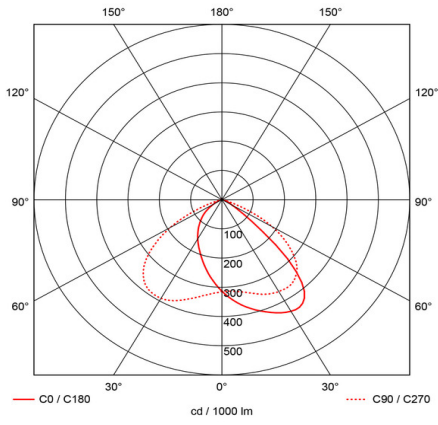
© Luceco plc



© Luceco plc



© Luceco plc



	C0	C90	C180
0°	313	313	313
5°	341	315	284
10°	366	319	255
15°	388	330	226
20°	408	344	200
25°	427	356	177
30°	441	363	155
35°	442	366	134
40°	410	359	114
45°	317	339	94
50°	169	301	74
55°	76	249	53
60°	37	187	32
65°	24	112	19
70°	16	45	12
75°	7	12	8
80°	2	3	3
85°	0	0	0
90°	0	0	0

cd / 1000 lm