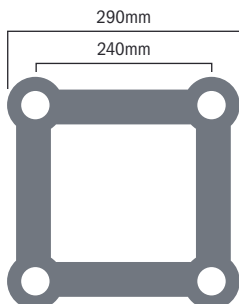


F34 Standard Series

- Wall thickness: 2mm
- Tube diameter: 50mm
- Produced according to:
EN 1090-1:2009 + A1:2011
EN 1090-3





Straights

Order codes:

- GLF34025 - 0.25m
- GLF34029 - 0.29m
- GLF34050 - 0.5m
- GLF34075 - 0.75m
- GLF34100 - 1.0m
- GLF34150 - 1.5m
- GLF34200 - 2.0m
- GLF34250 - 2.5m
- GLF34300 - 3.0m
- GLF34400 - 4.0m

- Conical connectors with pins and R clips are provided with each piece for quick assembly



Loading table

Span	Uniform distribution load	Deflection	Center point load	Deflection	Point load in third-point	Deflection	Point load in quarter-point	Deflection	Point load in fifth-point	Deflection
m	kg / m	cm	kg	cm	kg	cm	kg	cm	kg	cm
4,00	501,00	1,36	922,00	1,01	627,00	1,16	496,00	1,28	393,00	1,29
5,00	344,00	2,30	763,00	1,64	528,00	1,93	411,00	2,09	324,00	2,09
6,00	241,00	3,36	649,00	2,43	455,00	2,89	346,00	3,06	274,00	3,09
7,00	177,00	4,61	562,00	3,39	398,00	4,06	297,00	4,22	237,00	4,29
8,00	135,00	6,06	494,00	4,51	353,00	5,42	260,00	5,56	208,00	5,68
9,00	106,00	7,71	440,00	5,80	316,00	7,00	230,00	7,10	185,00	7,28
10,00	85,00	9,55	395,00	7,26	285,00	8,77	205,00	8,82	166,00	9,07
11,00	69,00	11,60	357,00	8,89	258,00	10,76	185,00	10,75	150,00	11,08
12,00	58,00	13,85	324,00	10,71	236,00	12,97	168,00	12,87	136,00	13,29
13,00	48,00	16,29	296,00	12,71	216,00	15,39	153,00	15,19	125,00	15,70
14,00	41,00	18,95	271,00	14,91	199,00	18,03	140,00	17,71	114,00	18,33
15,00	35,00	21,81	249,00	17,30	183,00	20,89	128,00	20,44	105,00	21,18
16,00	30,00	24,88	229,00	19,90	169,00	23,99	118,00	23,38	97,00	24,24
17,00	26,00	28,16	211,00	22,71	157,00	27,32	109,00	26,53	89,00	27,52
18,00	23,00	31,65	195,00	25,74	146,00	30,89	100,00	29,90	82,00	31,03

Technical changes and errors reserved