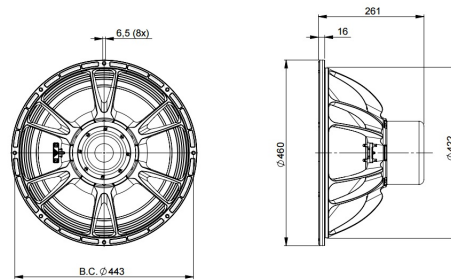


18IPAL

2Ω**LF Drivers - 18.0 Inches**

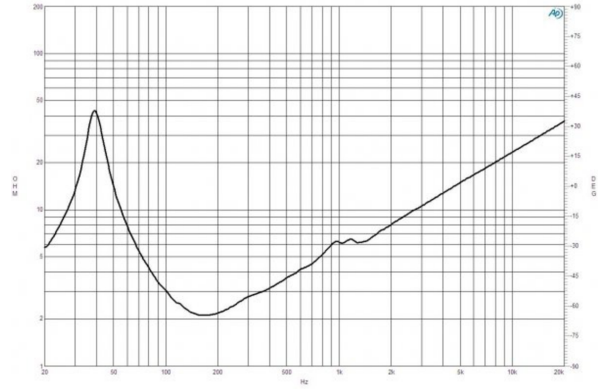
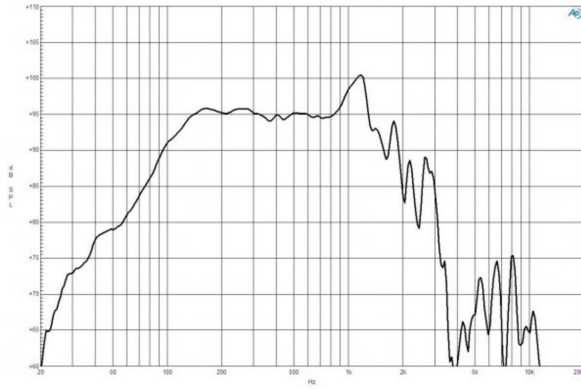
- 3400 W continuous program power capacity
- 116 mm (4.5 in) split winding aluminium voice coil
- 32 - 1000 Hz response
- 97 dB sensitivity
- Double silicone spider with optimized compliance
- Ventilated voice coil gap for reduced power compression
- Aluminium demodulating ring for very low distortion



When used with the Powersoft IPAL power amp modules, the 18IPAL can provide extreme output in a very small, dependable package. For more information, visit the [Powersoft Website](#).

18IPAL

LF Drivers- 18.0 Inches



SPECIFICATIONS

Nominal Diameter	460 mm (18.0 in)
Nominal Impedance	2 Ω
Minimum Impedance	2.1 Ω
Nominal Power Handling ¹	1700 W
Continuous power handling ²	3400 W
Sensitivity (1W/1m) ³	97.0 dB
Frequency Range	32 - 1000 Hz
Voice Coil Diameter	116 mm (4.5 in)
Winding Material	Aluminium
Former Material	Glass Fibre
Winding Depth	44.0 mm (1.7 in)
Magnetic Gap Depth	12.0 mm (0.47 in)
Flux Density	1.5 T

DESIGN

Surround Shape	Triple Roll
Cone Shape	Radial
Magnet Material	Neodymium Inside Slug
Spider	Double Silicone
Pole Design	T-Pole
Woofer Cone Treatment	TWP Waterproof Both Sides
Recommended Enclosure	150.0 dm ³ (5.3 ft ³)
Recommended Tuning	35 Hz

PARAMETERS⁴

Resonance Frequency	32 Hz
Re	1.3 Ω
Qes	0.14
Qms	4.2
Qts	0.14
Vas	164.0 dm ³ (5.8 ft ³)
Sd	1210.0 cm ² (187.6 in ²)
η _o	3.3 %
X _{max}	± 20.0 mm
X _{var}	± 15.0 mm
M _{ms}	330.0 g
Bl	24.5 Txm
Le	0.65 mH
EBP	228 Hz

MOUNTING AND SHIPPING INFO

Overall Diameter	460 mm (18.0 in)
Bolt Circle Diameter	443 mm (17.44 in)
Baffle Cutout Diameter	422.0 mm (16.61 in)
Depth	261 mm (10.28 in)
Flange and Gasket Thickness	16 mm (0.63 in)
Air Volume Occupied by Driver	10.5 dm ³ (0.37 ft ³)
Net Weight	15.35 kg (33.84 lb)
Shipping Units	1
Shipping Weight	17.65 kg (38.91 lb)
Shipping Box	570x570x320 mm (22.44x22.44x12.60 in)

SERVICE KIT

Recone kit	RCK18IPALM
------------	------------

1. 2 hours test made with continuous pink noise signal within the range Fs-10Fs. Power calculated on rated minimum impedance. Loudspeaker in free air.
2. Power on Continuous Program is defined as 3 dB greater than the Nominal rating.
3. Applied RMS Voltage is set to 1.42 V for 2 ohms Nominal Impedance.
4. Thiele-Small parameters are measured after a high level 20 Hz sine wave preconditioning test.

B&C Speakers s.p.a.

Via Poggiomoro, 1 - Loc. Vallina, 50012 Bagno a Ripoli (FI) - ITALY - Tel. +39 055 65721 - Fax +39 055 6572312 - mail@bcspeakers.com