



Product Data Sheet

Product Type

BNC Plug

Product Model

SEBNCM-75GF7

Customer Name

Manufacturer	Prepared	Checked	Approved

Customer	Received	Checked	Confirmed



Product Data Sheet

Product Type	BNC Plug	
Product Model	SEBNCM-75GF7	
Product Features		
<ul style="list-style-type: none">➤ Reduced outer diameter pins and insulated design result in low return loss and true 75Ω characteristic impedance, which is suitable for UHD video signal transmission➤ Bayonet lock/unlock, easy and convenient to use➤ Gold plated pin ensures that the signal is stable after plugging and unplugging➤ Fully compatible with conventional BNC socket connectors		



Product Data Sheet

Product Parameters

Item	Specification
Connection Type	BNC
Gender	Male

Electrical Parameters

Item	Specification
Contact resistance	$\leq 3 \text{ m}\Omega$ (inner) , $\leq 2 \text{ m}\Omega$ (outer)
Rated voltage	$< 50 \text{ }\Omega$
Impedance	$75 \text{ }\Omega$
Insulation strength	$> 5 \text{ G}\Omega$
Dielectric strength	1.5 kVdc



Product Data Sheet

Mechanical Parameters

Item	Specification
Cable anchoring	Jacket crimping
Locking device	Bayonet
Service life	> 1000 mating cycles
Insertion force	≤ 25 N
Crimp size	5.0 Hex crimp (shield) 1.07 crimp (pin)
Cable OD	4.7 mm

Material and Environmental Parameters

Item	Specification
Housing	Copper alloy
Housing plating	Ni
Contacts	Copper alloy
Contact surface	Au
Inner core	PTFE
Temperature range	-30°C ~ +80°C



Product Data Sheet

Recommended cables

Argosy Image 360

Belden 1855DNH
Belden 1855ECH
Belden 1855EFN
Belden 1855ENH
Belden 70080
Belden 70080CH
Belden 70080NH

Bryant BD SD01

CAE HD0628LSZH

Canare L-2.5CHWS

Canford SDV
Canford SDV-X-LFH

Cordial CVI 06-28
Cordial CVI 06-28HD,
Cordial CVI 06-28HD-FRNC
Cordial CVI 3-7

DirectCable 301-351 Evolution XPC
DirectCable 360-031 Evolution XPC
DirectCable 360-036 Evolution XPC

Draka 0.6/2.8 AF
Draka 0.6 L/2.8 AF
Draka HD Pro 0.6/2.8 AF
Draka Ultra HD PRO 50 UHD

Extron BNC-5RC

Fuzion SD-1

Kabeltronik HFV 0.6/2.8 AF- FRNC
Kabeltronik MVP 5x 0.6/2.8 AF-FRNC

Klotz V06/28
Klotz V062SH
Klotz VMXx75Y

Nexans HF 75 0,6/2,9 02YS(ST)CH

Percon VK5, Sommer 600-0101M

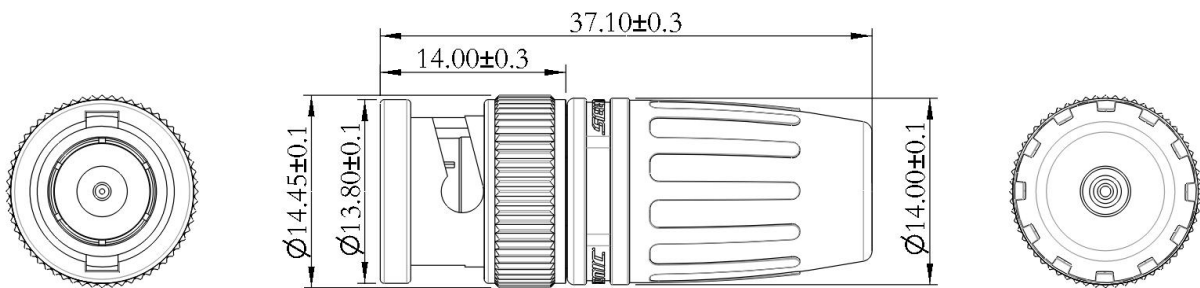
Sommer 600-0104M

Tesca Supra



Product Data Sheet

Product Drawing



Unit: mm

Packaging Method

1 pc per bag (include 1 pc each of inner core assembly, boot, pin and crimp ferrule)
40 pcs per inner carton, 5 inner cartons per master carton (200 pcs per master carton)

Accessory

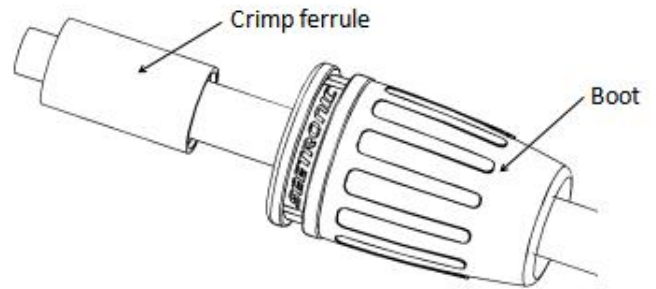
- | | |
|--|--|
| <input checked="" type="checkbox"/> No accessories | <input type="checkbox"/> Back fastener plate |
| <input type="checkbox"/> Screws and Nuts | <input type="checkbox"/> Other |



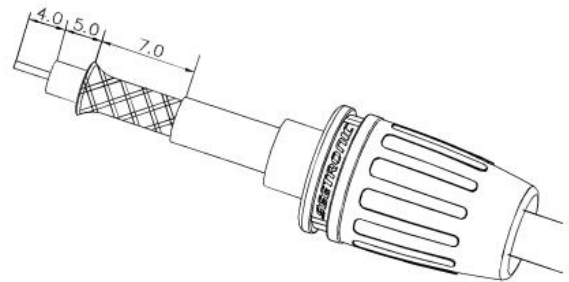
Product Data Sheet

Assembly Instructions

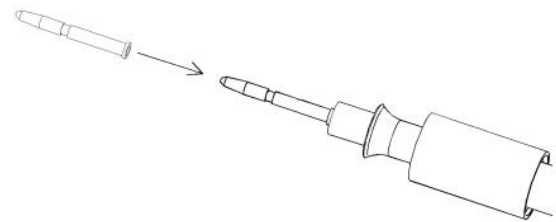
- (1) Put the coaxial cable through the boot and insert the crimp ferrule



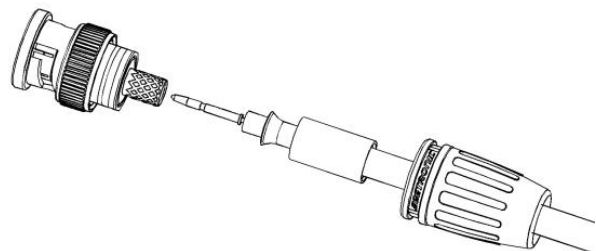
- (2) Strip the cable in the size as shown



- (3) Insert the pin into the center conductor of the coaxial cable. The tail of the pin should be fixed on the plane of the internal insulation layer of the coaxial cable. Use a crimping tool to compress the pin in the center conductor



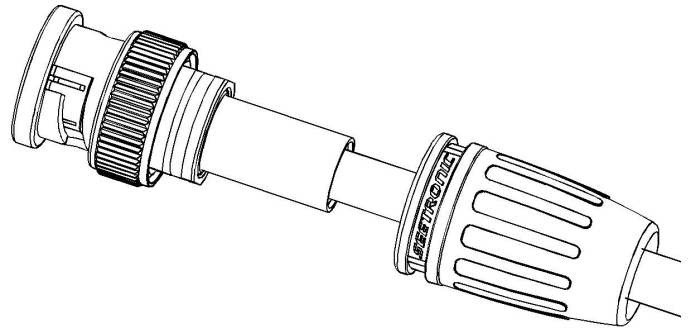
- (4) Thread the coaxial cable forward into the BNC male plug after pressing the pin firmly



Product Data Sheet

Assembly Instructions

- (5) After pushing the crimp ferrule forward to the BNC Connector end, use the crimp tool to press the hexagonal shape of the crimp ferrule firmly



- (6) Push the boot assembly forward, buckle into the BNC male connector and the assembly is completed

