



∞infinity

AWAKEN  
IGNITE  
ILLUMINATE

FURION SERIES







## UNLEASHING YOUR INNER POWER

The new Infinity Furion Series is a collection of cutting-edge moving heads designed for those who dare to dream big. Whether you're lighting a grand concert, theatre production or live event, the Furion Series gives you the tools to awaken your imagination, ignite your inner creativity and illuminate your most ambitious performances.

This brochure marks the launch of Infinity's most competitive series, showcasing all the new Furion fixtures in a comprehensive overview that highlights their strengths. Welcome to the next level of performance lighting—welcome to Furion!







# INDEX

Furion Series	6
---------------	---

---

Spots	10
S402 Spot	14
S602 Spot	16

---

Hybrid and Beam	26
B402 Beam	30
H402 Hybrid	32

---

Enhance your setup	44
--------------------	----

---

Extra information	46
-------------------	----

---

Icon legend	52
-------------	----

---

Request demo	54
--------------	----

---

Profiles	18
P402 Profile	22
P602 Profile	24

---

WashBeams	34
W402 WashBeam	38
W602 WashBeam	40

---







## FURION – HIGH-END LIGHTING

At the heart of every great performance lies the spirit of imagination and the power of light. The Infinity Furion series is more than just a range of moving heads—it's a gateway to finding and unleashing your inner creativity. With the Furion series we invite you to explore your artistic potential and ignite your inspiration to capture your audience with the power of light.

Inspired by the spirit of a dragon, born from the fusion of engineering brilliance and boundless creativity, Furion embodies strength, agility, and precision. The result is a range of powerful features that will take your lighting to the next level:

### High brightness

of up to 33,000 lumens with state-of-the-art technology to illuminate your stage with powerful, vibrant light.

---

### IP65 rating

for durability and easy maintenance in even the most extreme weather conditions.

---

### Ultra-smooth and stable

16-bit motor control for the highest precision and jitter-free movements.

---

### Maximise your creativity

with endless features and effects ranging from gobos, prisms, zoom, framing systems to CMY + CTO colour mixing and more.

---

### Lightweight technology

with magnesium/aluminium enclosure for easy handling.

---

### Extensive control options

including customisable DMX modes with RDM, CRMX, W-DMX, Art-Net, sACN, 16-bit PWM control and Power Pro True inputs and outputs.

---



In addition to the many cutting-edge features that the series is harnessing, the Furion series also focusses on easy handling. Thoughtfully engineered by professionals for professionals, each Furion fixture features a convenient interface with touch buttons, a battery backup and a gravity sensor for menu orientation and pan reverse.

SCAN FOR  
LANDINGS PAGE



### Get all the info!

Dive deeper into the world of Furion and discover how these advanced lighting fixtures can help you unleash your inner power. Scan the QR code to learn more and watch Furion in action. Whether you're creating a dazzling light show for a concert, a theatre production or a live event, Furion is ready to ignite your creativity and set the stage ablaze.

# S402 SPOT & S602 SPOT

Harness the power of precision with the Furion S402 Spot and S602 Spot moving heads. Designed with advanced technology, these moving heads offer exceptional flexibility and creativity. They feature a flat-field LED light source which creates a uniform field of light with very little loss of brightness towards the edges, delivering the same power in every section of the projection rather than just in the centre. Extensive PWM control and state-of-the-art 16-bit LED dimming deliver flicker-free dimming down to the lowest levels while also being capable of instant, powerful flashes. Studio mode sets the fans to a steady, whisper-quiet mode for noise-sensitive environments.





# Spotlight Your Creativity

Both moving heads are equipped with an arsenal of built-in effects, including

CMY colour mixing technology	A dichroic colour wheel	Two gobo wheels—one rotating, one static
A 5-facet circular prism	16-bit pan and tilt	16-bit motorised focus
16-bit motorised iris	Light frost	Animation wheel and Virtual Animation*

## Motorised zoom

*\*Virtual Animation activates individual sections of the LED, changing the angle at which light enters the internal light path. This creates animation wheel-like effects that can be used on top of the animation wheel for massively dynamic effects.*

All effects can be superimposed, creating endless possibilities. Housed in a lightweight, IP65-rated aluminium and magnesium enclosure, these fixtures are engineered to effortlessly harness the full range of dynamic effects Furion has to offer, taking any performance to new heights.

# SPOTS

## **Furion S402 Spot**

350 W Spot Moving Head - IP65

*Product code: 41450*

## **Furion S602 Spot**

600 W Spot Moving Head - IP65

*Product code: 41451*









# S402 SPOT

41450



350 W flat-field LED

---

Dichroic colour wheel with 8 colours  
+ open

---

Gobo size 20 mm with an image size  
of 15 mm

---

Zoom from 5.1° to 32.5°

---



The Furion S402 Spot is a versatile and lightweight IP65-rated spot moving head with a powerful 350 W flat-field LED. With its wide zoom range of 5.1° to 32.5°, it delivers flexible lighting coverage with vibrant colours from its CMY colour mixing and colour wheel with 8 colours + open. The S402 Spot boasts an array of dynamic effects, including rotating and static gobos, a 5-facet circular prism, and an animation wheel as well as Virtual Animation for stunning visuals. Built with durable magnesium and aluminium housing, it is ideal for both indoor and outdoor situations.



**Specifications:**

Light Src. Type:	LED
Light Src. Pwr.:	350 W
Refresh Rate:	600 Hz
Refresh Rate (Max.):	15 kHz
Luminous Flux:	11525 lm
CRI:	73.5
CCT:	7400 K
Beam Angle	
Min. - Max. (Circ.):	5.1° - 32.5°
Zoom:	Motorised
Frost:	Yes
Focus:	Motorised
Iris:	Motorised
Ctrl. Mode:	Auto / DMX / Manual
DMX Ch.:	25 / 35
Protocols:	CRMX Classic / DMX / W-DMX / RDM
Wireless:	LumenRadio
Display:	Battery / Gravity Sensor / TFT
Strobe:	0-20 Hz
Prism 1:	5-facet Circular
Anim. Wheel:	Yes + Digital Motion FX
Colour Sys.:	Colour Wheel CMY
Dichroic CW 1:	8 + Open
Gobo Wheel 1:	7 + Open
Gobo Wheel 2:	9 + Open
Pan:	540°
Tilt:	260°
Pwr. Supp.:	100-240 V AC 50/60 Hz
Pwr. Cons.:	450 W
Pwr. Conn. In.:	Power Pro True
Pwr. Conn. Out.:	Power Pro True
DMX Conn.:	XLR 5P In/Out
Data Conn.:	etherCON In/Out
Dimensions (mm):	254 (L) x 374 (W) x 662 (H) mm
Weight:	23 kg
IP Rate:	IP65



SCAN FOR  
PRODUCT PAGE

# S602 SPOT

41451



600 W flat-field LED

---

Dichroic colour wheel with 7 colours  
+ open

---

CMY + CTO colour mixing

---

Gobo size 25 mm with an image size  
of 18 mm

---

Zoom from 6.3° to 42.6°

---



The Furion S602 Spot is a powerful, lightweight, IP65-rated spot moving head featuring a robust 600 W flat-field LED and a wide zoom range. With a flexible zoom from 6.3° to 42.6°, it offers adaptable lighting solutions and vibrant colour options through CMY + CTO colour mixing and a colour wheel with 7 colours + open. The S602 Spot is packed with creative features, including rotating and static gobo wheels, a 5-facet circular prism, an animation wheel, and Virtual Animation for dynamic visual effects. Its durable magnesium and aluminium housing makes it suitable for indoor and outdoor use, providing reliable performance with minimal maintenance.



**Specifications:**

Light Src. Type:	LED
Light Src. Pwr.:	600 W
Refresh Rate:	600 Hz
Refresh Rate (Max.):	15 kHz
Luminous Flux:	25162 lm
CRI:	71.3
CCT:	7400 K
Beam Angle	
Min. - Max. (Circ.):	6.3° - 42.6°
Zoom:	Motorised
Frost:	Yes
Focus:	Motorised
Iris:	Motorised
Ctrl. Mode:	Auto / DMX / Manual
DMX Ch.:	26 / 37
Protocols:	CRMX Classic / DMX / W-DMX / RDM
Wireless:	LumenRadio
Display:	Battery / Gravity Sensor / TFT
Strobe:	0-20 Hz
Prism 1:	5-facet Circular
Anim. Wheel:	Yes + Digital Motion FX
Colour Sys.:	Colour Wheel CMY+CTO
Dichroic CW 1:	7 + Open
Gobo Wheel 1:	7 + Open
Gobo Wheel 2:	9 + Open
Pan:	540°
Tilt:	260°
Pwr. Supp.:	100-240 V AC 50/60 Hz
Pwr. Cons.:	700 W
Pwr. Conn. In.:	Power Pro True
Pwr. Conn. Out.:	Power Pro True
DMX Conn.:	XLR 5P In/Out
Data Conn.:	etherCON In/Out
Dimensions (mm):	262 (L) x 368 (W) x 717 (H) mm
Weight:	26.5 kg
IP Rate:	IP65



SCAN FOR  
PRODUCT PAGE

# P402 PROFILE & P602 PROFILE

The possibilities are endless with the Furion P402 Profile and P602 Profile. With their strong lumen output and rotating framing effects, these moving heads are perfect for delivering the most intense and dynamic lighting with excellent beam shaping. Like the Furion Spots, they feature a flat-field LED light source that produces a uniform field of light with very little loss of brightness towards the edges, delivering the same power in every section of the projection rather than just in the centre. For noise-sensitive environments, Studio Mode switches the fans to a steady, whisper-quiet mode. Featuring CMY colour mixing, advanced LED technology and a robust suite of effects, these profiles are designed to bring your creative vision to life and maximise the audience experience.





# Maximise Your Impact

Both moving heads are equipped with an arsenal of built-in effects, including

A framing system for precise beam shaping	CMY colour mixing technology	A dichroic colour wheel
Gobo wheels	A 5-facet circular prism	16-bit pan and tilt
16-bit motorised focus	16-bit motorised iris	Light frost
Animation wheel and Virtual Animation*	And motorised zoom	

*\*Virtual Animation activates individual sections of the LED, changing the angle at which light enters the internal light path. This creates animation wheel-like effects that can be used on top of the animation wheel for massively dynamic effects.*

Superimpose effects endlessly with Furion’s lightweight, IP65-rated fixtures. Designed for maximum performance, these units harness the full range of dynamic effects, elevating any show.

# PROFILES

## **Furion P402 Profile**

350 W Profile Moving Head - IP65

*Product code: 41460*

## **Furion P602 Profile**

600 W Profile Moving Head - IP65

*Product code: 41461*







# P402 PROFILE

41460



350 W flat-field LED

---

Dichroic colour wheel with 8 colours  
+ open

---

Rotating gobo wheel with 7 gobos

---

Gobo size 20 mm with an image size  
of 15 mm

---

Zoom from 5.2° to 32.2°

---



The Furion P402 Profile is a lightweight, IP65-rated moving head with a powerful 350 W flat-field LED. It offers a wide zoom range from 5.2° to 32.2° and vibrant colour options through CMY colour mixing and a colour wheel with 8 colours + open. Packed with features, the P402 Profile includes rotating gobos, a 5-facet circular prism, an animation wheel, and Virtual Animation for dynamic visual effects. The rotating framing FX and precise beam add control, while the durable magnesium and aluminium housing ensures reliable performance in any environment.



**Specifications:**

Light Src. Type:	LED
Light Src. Pwr.:	350 W
Refresh Rate:	600 Hz
Refresh Rate (Max.):	15 kHz
Luminous Flux:	11442 lm
CRI:	74.6
CCT:	7400 K
Beam Angle	
Min. - Max. (Circ.):	5.2° - 32.2°
Zoom:	Motorised
Frost:	Yes
Focus:	Motorised
Iris:	Motorised
Ctrl. Mode:	Auto / DMX / Manual
DMX Ch.:	34 / 52
Protocols:	CRMX Classic / DMX / W-DMX / RDM
Wireless:	LumenRadio
Display:	Battery / Gravity Sensor / TFT
Strobe:	0-20 Hz
Prism 1:	5-facet Circular
Anim. Wheel:	Yes + Digital Motion FX
Framing Shut.:	Motorised
Colour Sys.:	Colour Wheel CMY
Dichroic CW 1:	8 + Open Gobo Wheel
Ind. & Rot.:	Yes
Gobo Wheel 1:	7 + Open
Pan:	540°
Tilt:	260°
Pwr. Supp.:	100-240 V AC 50/60 Hz
Pwr. Cons.:	450 W
Pwr. Conn. In.:	Power Pro True
Pwr. Conn. Out.:	Power Pro True
DMX Conn.:	XLR 5P In/Out
Data Conn.:	etherCON In/Out
Dimensions (mm):	254 (L) x 374 (W) x 662 (H) mm
Weight:	25.5 kg
IP Rate:	IP65



SCAN FOR  
PRODUCT PAGE

# P602 PROFILE

41461



600 W flat-field LED

---

Dichroic colour wheel with 7 colours  
+ open

---

CMY + CTO colour mixing

---

Rotating gobo wheel with 7 gobos  
and static gobo wheel with 9 gobos

---

Gobo size 25 mm with an image size  
of 18 mm


---

Zoom from 6.5° to 49.4°

---



The Furion P602 Profile is a lightweight, IP65-rated moving head with a powerful 600 W flat-field LED. Its motorised zoom smoothly adjusts from 6.5° to 49.4°, offering flexibility and dynamic lighting effects. The P602 features CMY + CTO colour mixing, a 7-colour wheel (+ open), rotating and static gobos, an animation wheel as well as Virtual Animation, and a 5-facet circular prism for creating vivid and captivating visuals. With a robust magnesium and aluminium housing, an IP65 rating, and advanced control options, the P602 Profile is a versatile and durable choice for delivering powerful visual effects in any setting.



**Specifications:**

Light Src. Type:	LED
Light Src. Pwr.:	600 W
Refresh Rate:	600 Hz
Refresh Rate (Max.):	15 kHz
Luminous Flux:	22442 lm
CRI:	73
CCT:	7400 K
Beam Angle	
Min. - Max. (Circ.):	6.5° - 49.4°
Zoom:	Motorised
Frost:	Yes
Focus:	Motorised
Iris:	Motorised
Ctrl. Mode:	Auto / DMX / Manual
DMX Ch.:	36 / 55
Protocols:	CRMX Classic / DMX / W-DMX / RDM
Wireless:	LumenRadio
Display:	Battery / Gravity Sensor / TFT
Strobe:	0-20 Hz
Prism 1:	5-facet Circular
Anim. Wheel:	Yes + Digital Motion FX
Framing Shut.:	Motorised
Colour Sys.:	Colour Wheel CMY+CTO
Dichroic CW 1:	7 + Open
Gobo Wheel 1:	7 + Open
Gobo Wheel 2:	9 + Open
Pan:	540°
Tilt:	260°
Pwr. Supp.:	100-240 V AC 50/60 Hz
Pwr. Cons.:	750 W
Pwr. Conn. In.:	Power Pro True
Pwr. Conn. Out.:	Power Pro True
DMX Conn.:	XLR 5P In/Out
Data Conn.:	etherCON In/Out
Dimensions (mm):	262 (L) x 368 (W) x 717 (H) mm
Weight:	28.5 kg
IP Rate:	IP65



SCAN FOR  
PRODUCT PAGE

# B402 BEAM & H402 HYBRID

The Furion B402 Beam and H402 Hybrid are engineered for lighting designers who want to push boundaries. The B402 delivers a razor-sharp beam for pinpoint accuracy, while the H402 combines beam, spot, and wash effects into one versatile fixture. Both models feature lightweight, IP65-rated housings and an array of built-in effects to maximise creative possibilities.





# Explore New Dimensions

These moving heads come with a significant list of features, such as

<u>A dichroic colour wheel</u>	<u>A 5*/6**-facet linear prism and an 8-facet circular prism</u>	<u>16-bit pan and tilt</u>
<u>And several more depending on the fixture</u>	<small>*B402 **H402</small>	

All effects can be superimposed to add dynamics and create an immersive experience. The IP65-rated aluminium/magnesium enclosure provides sufficient protection to withstand the elements and harshest conditions in the field.

# HYBRID AND BEAM

## **Furion B402 Beam**


310 W Beam Moving Head - IP65

*Product code: 41430*

## **Furion H402 Hybrid**

420 W Hybrid Moving Head - IP65

*Product code: 41431*









# B402 BEAM

41430



310 W discharge lamp

---

Beam angle 0.6°

---

Dichroic colour wheel with 14  
colours + open

---

Static gobo wheel with 17 gobos

---

Light frost effect

---



The Furion B402 Beam is a powerful, IP65-rated moving head with a 310 W discharge lamp and a precise 0.6° beam angle, perfect for creating sharp, focused effects without light spillage. It features a colour wheel with 14 vibrant colours + open, a static gobo wheel with 17 gobos and rotating 5-facet linear and 8-facet circular prisms for dynamic visual effects. A frost filter adds versatility by softening the beam as required. Constructed from durable magnesium and aluminium, the B402 is lightweight yet sturdy, with an IP65 rating for dust-tight and water-resistant protection, ensuring reliable performance both indoors and out.



**Specifications:**

Light Src. Type:	Discharge
Light Src. Pwr.:	310 W
Luminous Flux:	33344 lm
CRI:	76.2
CCT:	6900 K
Beam Angle Min. (Circ.):	0.6°
Frost:	Yes
Focus:	Motorised
Ctrl. Mode:	Auto / DMX / Manual
DMX Ch.:	15 / 20
Protocols:	CRMX Classic / DMX / W-DMX / RDM
Wireless:	LumenRadio
Display:	Battery / Gravity Sensor / TFT
Strobe:	0-15 Hz
Shutter:	Yes
Prism 1:	8-facet Circular
Prism 2:	5-facet Linear
Colour Sys.:	Colour Wheel
Dichroic CW 1:	14 + Open
Gobo Wheel 1:	17 + Open
Pan:	540°
Tilt:	260°
Pwr. Supp.:	100-240 V AC 50/60 Hz
Pwr. Cons.:	445 W
Pwr. Conn. In.:	Power Pro True
Pwr. Conn. Out.:	Power Pro True
DMX Conn.:	XLR 5P In/Out
Data Conn.:	etherCON In/Out
Dimensions (mm):	256 (L) x 370 (W) x 591 (H) mm
Weight:	20 kg
IP Rate:	IP65



SCAN FOR  
PRODUCT PAGE

# H402 HYBRID

41431



420 W discharge lamp

---

16-bit motorised zoom from 0.6° to 50.7°

---

Dichroic colour wheel with 13 colours + open

---

Rotating gobo wheel with 9 gobos and static gobo wheel with 16 gobos

---

Beam diffuser for even light distribution without any hotspots

---

16-bit focus

---



The Furion H402 Hybrid is an exceptionally versatile moving head that combines beam, spot and wash effects in one powerful fixture. With a 420 W discharge lamp, it offers smooth transitions from a narrow 0.6° beam to a wide 50.7° wash. With 13 vibrant colours (+ open), two gobo wheels, and two rotating prisms, it offers limitless creative possibilities for stunning lighting effects. Built with a durable yet lightweight magnesium and aluminium housing and rated IP65 for dust and water resistance, the Furion H402 Hybrid is an all-in-one lighting solution designed to deliver outstanding performance and reliability indoors and outdoors.



**Specifications:**

Light Src. Type:	Discharge
Light Src. Pwr.:	420 W
Luminous Flux:	32970 lm
CRI:	76.4
CCT:	6900 K
Beam Angle	
Min. - Max. (Circ.):	0.6° - 31.9°
Cutoff Angle	
Min. - Max. (Circ.):	1.9° - 50.7°
Zoom:	Motorised
Frost:	Yes
Focus:	Motorised
Ctrl. Mode:	Auto / DMX / Manual
DMX Ch.:	20 / 27
Protocols:	CRMX Classic /
DMX	/ W-DMX / RDM
Wireless:	LumenRadio
Display:	Battery / Gravity Sensor / TFT
Strobe:	0-15 Hz
Prism 1:	8-facet Circular
Prism 2:	6-facet Linear
Prism Overlay:	Yes
Colour Sys.:	Colour Wheel
Dichroic CW 1:	13 + Open
Gobo Wheel 1:	9 + Open
Gobo Wheel 2:	16 + Open
Pan:	540°
Tilt:	260°
Pwr. Supp.:	100-240 V AC
	50/60 Hz
Pwr. Cons.:	650 W
Pwr. Conn. In.:	Power Pro True
Pwr. Conn. Out.:	Power Pro True
DMX Conn.:	XLR 5P In/Out
Data Conn.:	etherCON In/Out
Dimensions (mm):	254 (L) x 370 (W) x 705 (H) mm
Weight:	26.5 kg
IP Rate:	IP65



SCAN FOR  
PRODUCT PAGE

## W402 WASHBEAM & W602 WASHBEAM

The Furion W402 and W602 WashBeam fixtures are designed for those who need versatility without compromise. Whether you're creating sharp beams or soft washes, these fixtures deliver outstanding performance with their large zoom ranges, smooth dimming capabilities with calibrated output. Studio mode keeps fan speeds quiet and consistent for noise-sensitive environments. Lightweight, IP65-rated, and packed with advanced features, they are the ultimate tools for any lighting designer.





# Illuminate Every Moment

Both WashBeam moving heads are engineered with several specifications that make them stand out, such as

16-bit zoom	Intelligent white mode with 7500 K output and customisable colour temperature	CTC channel for accurate adjustments between 2700 K and 7500 K
16-bit dimming	16-bit pan and tilt	Studio fan mode for whisper-quiet operation
And adjustable PWM from 600 to 15,000 Hz		

Immerse your audience with Furion's precise RGBW LED fixtures. Perfect for any event, these fixtures deliver stunning visuals that will captivate and engage.



# WASHBEAMS

## **Furion W402 WashBeam**


7 x 45 W Wash Beam Moving Head - IP65

*Product code: 41440*

## **Furion W602 WashBeam**

19 x 45 W Wash Beam Moving Head - IP65

*Product code: 41441*









# W402 WASHBEAM

41440



7x 45 W RGBW LED light source

---

Zoom from 3.1° to 36.6°

---



The Furion W402 WashBeam is a versatile IP65-rated moving head that excels in both beam and wash applications. It is equipped with 7 x 45 W RGBW LEDs and a motorised zoom range from a narrow 3.1° beam to a wide 36.6° wash. Offering precise colour control with adjustable colour temperatures and smooth 16-bit dimming, the W402 WashBeam ensures high-quality lighting transitions. Its rugged, lightweight magnesium-aluminium housing, combined with an IP65 rating, ensures durability and water resistance for both indoor and outdoor use. The Furion W402 WashBeam delivers powerful performance with advanced features and seamless movements, making it a first class lighting choice.

Specifications:

Light Src. Type:	LED
Light Src. Pwr.:	45 W
Refresh Rate:	600 Hz
Refresh Rate (Max.):	15 kHz
Luminous Flux:	3951 lm
CRI:	79.1
CCT:	7500 K
Beam Angle	
Min. - Max. (Circ.):	3.1° - 36.6°
Zoom:	Motorised
Ctrl. Mode:	Auto / DMX / Manual
DMX Ch.:	14 / 22
Protocols:	CRMX Classic / DMX / W-DMX / RDM
Wireless:	LumenRadio
Display:	Battery / Gravity Sensor / TFT
Strobe:	0-20 Hz
Pan:	540°
Tilt:	260°
Pwr. Supp.:	100-240 V AC 50/60 Hz
Pwr. Cons.:	375 W
Pwr. Conn. In.:	Power Pro True
Pwr. Conn. Out.:	Power Pro True
DMX Conn.:	XLR 5P In/Out
Data Conn.:	etherCON In/Out
Dimensions (mm):	254 (L) x 370 (W) x 468 (H) mm
Weight:	15.1 kg
IP Rate:	IP65



SCAN FOR  
PRODUCT PAGE

# W602 WASHBEAM

41441



19x 45 W RGBW LED light source

---

Individual pixel mapping

---

Zoom from 3° to 34.1°


---



The Furion W602 WashBeam is a powerful IP65-rated moving head that excels in both beam and wash applications. Equipped with 19x 45 W RGBW LEDs, it seamlessly transitions from a sharp 3° beam to a wide 34.1° wash. Its full pixel mapping capabilities allow for intricate visual effects, while its intelligent white mode and CTC channel offer precise, customisable colour temperatures. 16-bit dimming and silent fan operation ensure smooth light transitions and minimal noise. Constructed from durable, lightweight magnesium and aluminium with an IP65 rating for dust and water resistance, the Furion W602 WashBeam combines power, versatility and durability, making it a top choice for lighting professionals.

Specifications:

Light Src. Type:	LED
Light Src. Pwr.:	45 W
Refresh Rate:	600 Hz
Refresh Rate (Max.):	15 kHz
Luminous Flux:	11148 lm
CRI:	79.8
CCT:	7500 K
Beam Angle	
Min. - Max. (Circ.):	3° - 34.1°
Zoom:	Motorised
Ctrl. Mode:	Auto / DMX / Manual
DMX Ch.:	14 / 19 / 96 / 179
Protocols:	CRMX Classic / DMX / W-DMX / RDM
Wireless:	LumenRadio
Display:	Battery / Gravity Sensor / TFT
Strobe:	0-20 Hz
Pan:	540°
Tilt:	260°
Pwr. Supp.:	100-240 V AC 50/60 Hz
Pwr. Cons.:	1050 W
Pwr. Conn. In.:	Power Pro True
Pwr. Conn. Out.:	Power Pro True
DMX Conn.:	XLR 5P In/Out
Data Conn.:	etherCON In/Out
Dimensions (mm):	330 (L) x 430 (W) x 530 (H) mm
Weight:	23 kg
IP Rate:	IP65



SCAN FOR  
PRODUCT PAGE



# FURION SERIES

## **Furion P402 Profile**

350 W Profile Moving Head - IP65

*Product code: 41460*

## **Furion P602 Profile**

600 W Profile Moving Head - IP65

*Product code: 41461*

## **Furion S402 Spot**

350 W Spot Moving Head - IP65

*Product code: 41450*

## **Furion S602 Spot**

600 W Spot Moving Head - IP65

*Product code: 41451*





**Furion H402 Hybrid**

420 W Hybrid Moving Head - IP65

*Product code: 41431*

**Furion B402 Beam**

310 W Beam Moving Head - IP65

*Product code: 41430*

**Furion W602 WashBeam**

19 x 45 W Wash Beam Moving Head - IP65

*Product code: 41441*

**Furion W402 WashBeam**

7 x 45 W Wash Beam Moving Head - IP65

*Product code: 41440*





# ENHANCE YOUR SETUP

Maximise the potential of your Infinity Furion fixtures with our range of additional accessories, such as the Quicklock Bracket for the Furion IP Series, which features a plastic handle for easy tightening and a slotted hole for flexible positioning to avoid obstacles. The Infinity IP Tester is essential for checking the IP rating of your Furion fixtures after maintenance, providing a quick check of vacuum and pressure parameters. You can also use the additional gobos to enhance your lighting effects with special glass gobos available in diamond and bubble patterns. They include a gobo holder that you can also use for your own custom gobos.

## **Quicklock Bracket**

For Infinity Furion IP series

*Product code: 41499*

## **Infinity IP Tester**

For Infinity IP-rated fixtures

*Product code: 41549*

## **Furion S/P402 Diamond Gobo**

Including gobo holder

*Product code: 41545*

## **Furion S/P402 Bubbles Gobo**

Including gobo holder

*Product code: 41546*

## **Ushio NSL300**

Replacement lamp for Phantom 12R and Furion B402 Beam

*Product code: 81019*

## **Furion S/P602 Diamond Gobo**

Including gobo holder

*Product code: 41547*

## **Furion S/P602 Bubbles Gobo**

Including gobo holder

*Product code: 41548*

## **Ushio NSL400L**

Replacement lamp for Infinity Furion H402 Hybrid

*Product code: 81023*





## Storage and transport

Protect your Furion fixtures during transport and storage with our range of protective cases, tailored for each model in the range. Constructed from high-quality materials (Penn Elcom hardware) with foam interiors to fit your fixtures precisely, these cases ensure safe handling in a truck space friendly footprint of 60 x 100 cm.



### **Case for 4x Furion B402 Beam**

*Product code: D7275*

### **Case for 2x Furion H402 Hybrid**

*Product code: D7276*

### **Case for 4x Furion W402 WashBeam**

*Product code: D7277*

### **Case for 2x Furion W602 WashBeam**

*Product code: D7278*

### **Case for 2x Furion S402 Spot or P402 Profile**

*Product code: D7279*

### **Case for 2x Furion S602 Spot or P602 Profile**

*Product code: D7280*



SCAN FOR  
MORE INFO







# EXTRA INFORMATION

## B402 Beam

Colour wheel



Static gobo wheel



## H402 Hybrid

Colour wheel



Static gobo wheel



Rotating gobo wheel


























# S402 Spot









Colour wheel




Static gobo wheel



Rotating gobo wheel



Animation wheel



# S602 Spot

Colour wheel



Static gobo wheel



Rotating gobo wheel



Animation wheel
























# P402 Profile


Colour wheel




Rotating gobo wheel



Animation wheel



Framing systems



# P602 Profile

Colour wheel



Static gobo wheel



Rotating gobo wheel



Animation wheel



Framing systems



# ICON LEGEND



Animation wheel



ArtNet Protocol



Built-in LED macros



CMY colour mixing



Colour wheel



Discharge lamp



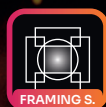
DMX



Flat-field LED



Flicker free



Framing System



Frost filter



GDTF files available



Intelligent white mode



IP65-Rating



Iris



LED in RGBW



Lightweight



Linear CTO



Lumen



Motorised focus



Motorised zoom





Pixel control



Powered by  
LumenRadio



Prism overlay



RDM



Rotating  
gobos



sACN  
Protocol



Split FX



Static gobos



Studio mode



Virtual  
animation



Zoom range



5-facet  
Circular Prism



5-facet  
Linear Prism



6-facet  
Linear Prism



8-facet  
Circular Prism



16-bit  
dimming

# UNLOCK THE FULL POTENTIAL OF YOUR PRODUCTIONS WITH FURION

Ready to elevate your lighting experience? Explore the full range of Infinity Furion products and accessories today. Visit our webshop to find more detailed information, view technical specifications and place your order quickly and easily.

Do you have any questions or need assistance choosing the right fixtures and accessories for your setup? Our sales team is here to help! Contact us by email or phone and we'll give you expert advice tailored to your specific needs.

[sales@highlite.com](mailto:sales@highlite.com)

+31 45 5 66 77 00

*Don't wait! Take the next step and perfect your productions with  
Infinity Furion!*



# ***Request a demo!***

Scan the QR code to request a demo  
and discover for yourself how Furion can  
transform your lighting setup and deliver  
outstanding performance every time.



SCAN TO  
REQUEST A DEMO



STAY CONNECTED!

@infinity.lighting



sales@highlite.com

+31 45 5 66 77 00

Infinity is a brand  
of Highlite International B.V.

 infinity